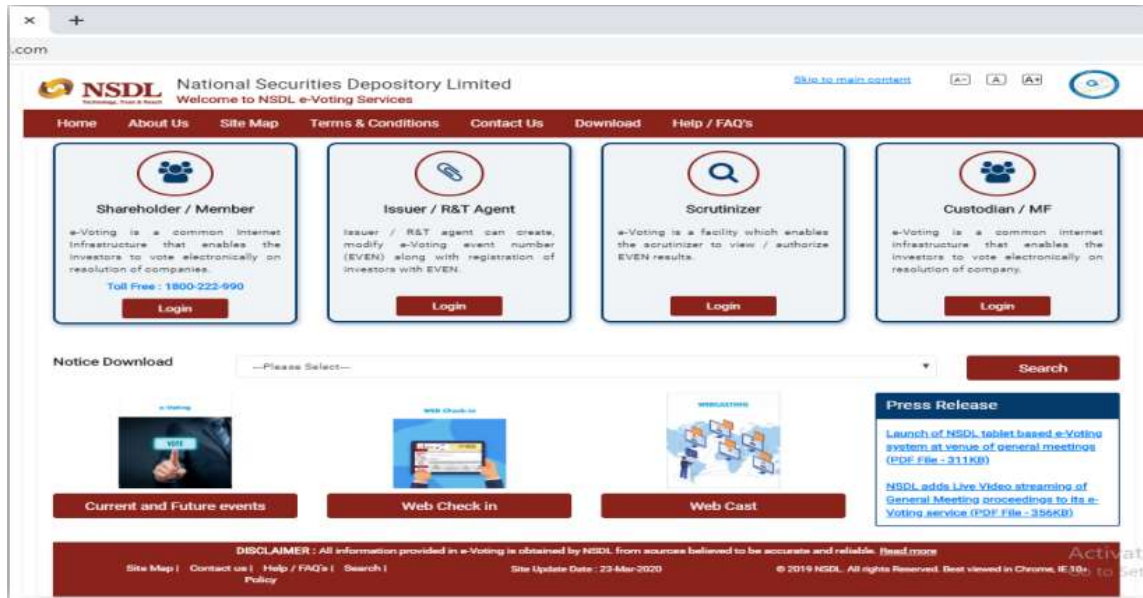


How to join e-AGM (VC) by Share Member

Step: 1

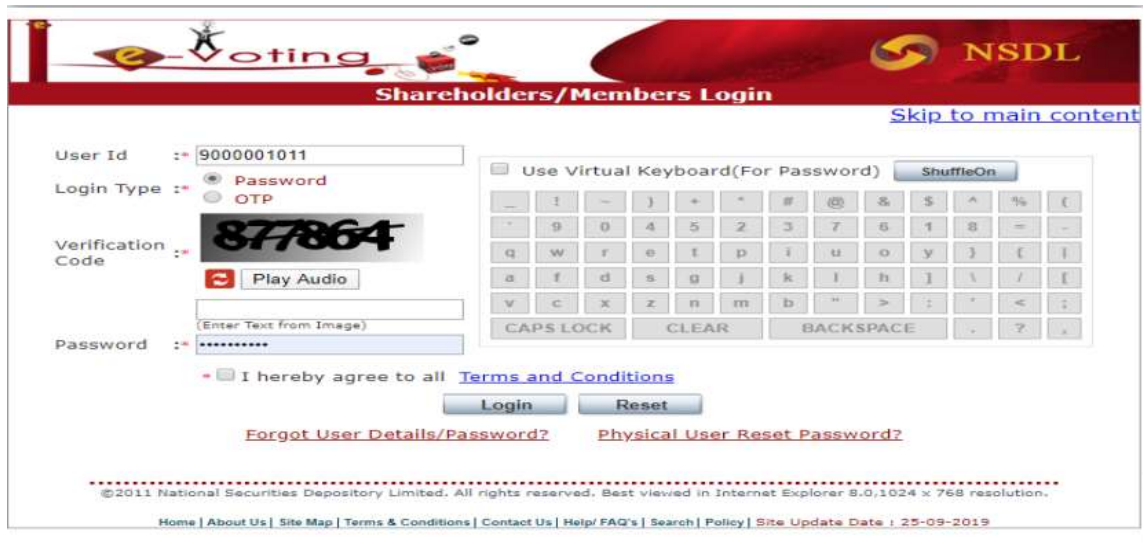
Date : 28-01-2020 Time : 04.00 PM

Shareholder visits NSDL evoting site <https://evoting.nsdl.com> and click on “Shareholder/Member” login button.



Step: 2

After clicking Shareholder/ Member Login, below page will display where Share Members have to enter their User Id and Password for login.



Step: 3

After login page Share Member has to click on “Active e-Voting Cycles/ VC or OAVM” as per shown below.



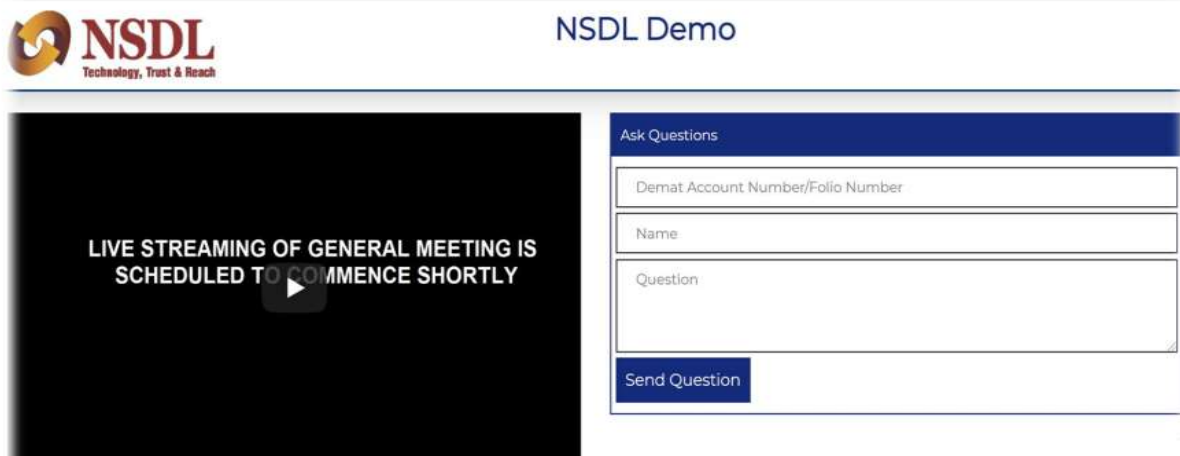
Step: 4

Here, Active e-Voting Cycles / VC or OAVM details will be show and Click on VC/OAVM link in Join General Meeting tab as shown in below screen.



Step: 5

Screen will be seen like this and in the right hand you can ask questions in the chat box.



User Guidelines/Compatibility

1) All you need is a computer with an Internet connection (high speed service such as DSL or cable works best) and speakers

2) Compatible Browser list: Google Chrome 50 | Microsoft Edge | Internet Explorer 10 & above | Firefox | Safari | Opera

3) Video Buffering/Video Stuck but not audible: Check on the Internet Connection. Check whether you have sufficient bandwidth for viewing the Same. To check whether